

## *Sunken Treasures™*

### **Introduction**

Press PLAY and the coloured block symbols will fall into place on the 6x7 game board. Find a winning pattern of identical symbols to win a prize! Each time a winning pattern is displayed that cluster of blocks will be destroyed and new blocks will fall into place from above.

Each time a cluster is destroyed the Multiplier Meter on the edge of the board moves along 1 space. Reach a Multiplier amount on the Multiplier Meter to multiply your winnings for that round by that amount.

During each round 2 symbols will be displayed on the BONUS area at the top of the screen. Reveal 2 matching symbols in this area to activate one of the Bonus Features.

### **Start the game**

Select the stake amount, then press PLAY or press the Space bar on your keyboard to purchase the ticket and start the game.

Once the PLAY button has been selected the stake is deducted from the current balance and the game starts.

### **End of the game**

At the end of the game, any winnings for that go are displayed in the WINNINGS panel.

To play again press the PLAY button or press the Space bar on your keyboard.

### **How to play**

Press PLAY or press the Space bar on your keyboard and the coloured blocks will fall into place on the 6x7 game board. If a winning pattern is revealed:




- Those blocks are destroyed
- New blocks fall from the top to fill the gaps created

If the new blocks that get added lead to a new winning pattern, the process continues until no winning patterns are present. Once no winning patterns are present, the total is awarded to the player.

Each time a cluster is destroyed the Multiplier Meter on the edge of the board moves along 1 space. Reach a Multiplier amount on the Multiplier Meter to multiply your winnings for that round by that amount.

## Winning patterns

Revealing a cluster of 5 or more matching symbols where each symbol is directly above, below, or to the left or right of another matching symbol wins the corresponding prize in the Prize Chart.

Cluster Size	5	6	7	8	9	10	11	12	13	14
	0.1	0.2	0.3	0.4	0.5	1	1.2	1.5	2	5
	0.1	0.2	0.3	0.4	0.5	1	1.2	1.5	2	5
	0.1	0.2	0.3	0.4	0.5	1	1.2	1.5	2	5

	0.1	0.2	0.3	0.4	0.5	1	1.2	1.5	2	5
	0.1	0.2	0.3	0.4	0.5	1	1.2	1.5	2	5
	1	1.5	2	5	10	15	20	50	100	200
	1.5	2	5	10	15	20	50	100	200	1,000
	2	5	10	15	20	50	100	200	1,000	2,500

(prizes shown as multiple of amount staked)

Only the highest prize won on each cluster will be paid.

## Bonus Features

During each round 2 symbols will be displayed on the BONUS area at the top of the screen. Reveal 2 matching symbols in this area to activate one of the Bonus Features.

### Block Bonus

- Revealing 2 like “Base Symbols” in the BONUS area activates the Block Bonus
- The 2 like symbols in the BONUS area will be randomly placed onto the main game board replacing an existing symbol
- Any winning patterns then created by the placement of these 2 blocks will be awarded
- The Base Symbols are:
  - Starfish
  - Blue Jellyfish
  - Purple Fish
  - Orange Fish
  - Yellow Clam
  - Bronze Coin
  - Silver Coin
  - Gold Coin
- i.e the symbols in the Prize Chart above

### Multiplier Bonus



- Revealing 2 “Multiplier Bonus” symbols in the BONUS area activates the Multiplier Bonus
- The 3 Multiplier amounts on the Multiplier Meter are each doubled
- The game board will then play out with the enhanced Multiplier amounts available should the Multiplier Meter be filled to reach the new amounts

### **Electric Eel Bonus**



- Revealing 2 “Electric Eel Bonus” symbols in the BONUS area activates the Electric Eel Bonus
- 4 Electric Eel symbols are placed on the main game board
- These symbols can represent any “base symbol”
- Any winning patterns then created by the placement of these 4 Electric Eel symbols will be awarded
- The Electric Eel symbols stay stuck to the board during detonations so can then form new winning patterns when new blocks appear

### **Free Games Bonus**



- Revealing 2 “Free Games” symbols in the BONUS area activates the Free Games Bonus
- 10 Free Game rounds play out
- It is possible to trigger all Bonus Games in the Free Games Bonus

## Bubble Bonus Game



- Revealing 2 “Bubble Bonus” symbols in the BONUS area activates the Bubble Bonus Game
- 16 random prizes show on a grid, one at a time a prize from the grid will be destroyed. The last prize remaining is awarded to the player

## AUTOPLAY

Press the AUTO PLAY button to open the auto play interface. The following settings are available to define how many auto spins you would like to play:

- Number of plays – total number of games that will be played at the current stake.
- Loss limit – auto play will stop when you hit your loss limit, which can be set as a multiple of your current bet stake. If you don’t want a loss limit, simply select the ‘infinity’ symbol at the end of the row.
- Single win limit – auto play will stop when you hit a single win limit, which is set as a multiple of your current stake. If you don’t want a single win limit, simply select the ‘infinity’ symbol at the end of the row.
- Once you have defined your settings of choice, press 'START AUTO PLAY' to start your auto play session at the currently selected stake.
- Press the stop button at any time to stop any auto play games once the current round is completed.

## Winning

Wins are achieved by:

- Revealing a winning pattern on the main game board
- BONUS GAME – Win the last prize remaining after 15 have been removed



---

## General information

System malfunction voids all pays and all plays.

This game is a game of chance. The outcome of a play in the game is pre-determined. Actions or choices made by player do not affect the outcome of the game.

The theoretical average return to player (RTP) is 90.00%.