



 2 MIN READ, 3 PAGES

Self-Serve Terminal Ticket Validation Process

[Definitions](#)

[Ticket/Voucher Scanner](#)

[Online Tickets Validation](#)

[Voucher Validation](#)

[Emptying Wallet](#)

SEE NEXT PAGES FOR MORE INFO



Text or Call Customer Support:
[1-866-815-0222](tel:1-866-815-0222)





Self-Serve Terminal

Ticket Validation Process

In this Information Sheet, you will learn how a Player will validate **Online Tickets** and **Vouchers**.

Definitions:

Online Tickets

Draw-based Lotto Games tickets created by the Self-Serve Terminal (SST) or Lottery Terminal

Vouchers

Dispensed by the SST when cashing out in lieu of cash. Must be validated on the Lottery Terminal for cash redemption, or on the SST for further play

Wallet

Credit held on the SST that shows up under **My Balance** in the bottom right hand of the screen.

Ticket/Voucher Scanner

Location highlighted below



Text or Call Customer Support:
1-866-815-0222





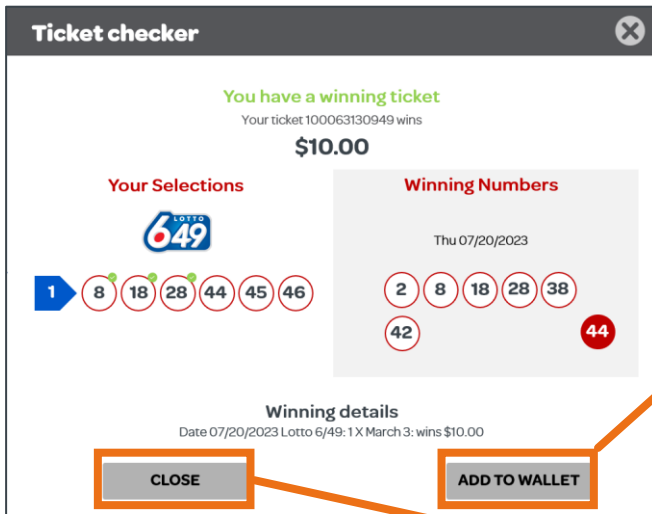
Self-Serve Terminal Ticket Validation Process

Online Tickets Validation

The Player will place the Ticket into the Ticket/Voucher Scanner and will either have a **Winning Ticket** or a **Non-winning Ticket**.

Winning Ticket

A pop-up will give the Player the option to **validate** by selecting **Add to Wallet** or **not validate** by selecting **Close**.



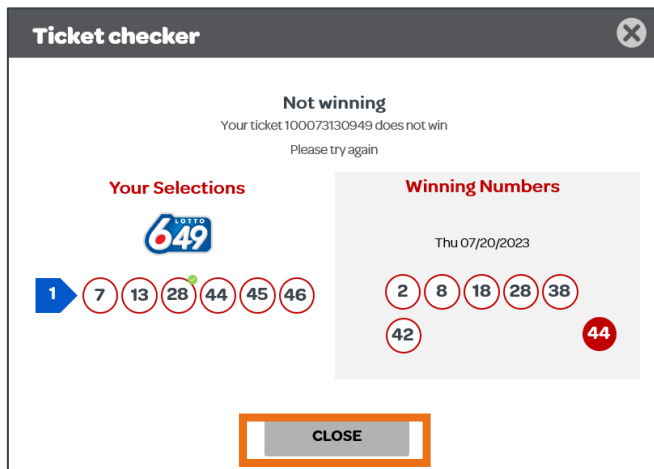
Add to Wallet Function – This will add the funds to the SST and will be shown in **My Balance**. The ticket or voucher will become void and new voucher and should be discarded.



Close Function – This operates like checking a ticket. Meaning that the funds will not be deposited into the SST and a Player should hold onto this to be validated at the bar or at another lottery retailer.

Non-winning Ticket

A pop-up will show that the Ticket did not win and direct the Player to select **Close**.



Text or Call Customer Support:
1-866-815-0222



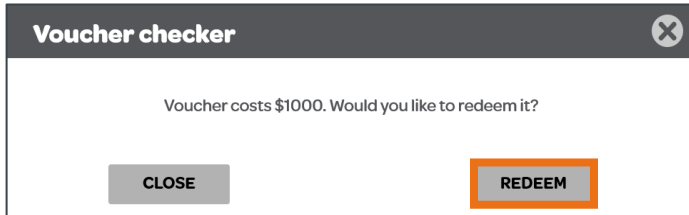


Self-Serve Terminal

Ticket Validation Process

Voucher Validation

1. The Player will place the Voucher into the Ticket/Voucher Scanner
2. A pop-up will give the Player the option to **redeem the Voucher** by selecting **Add to Wallet** or **not validate** by selecting **Close**




Redeem functions the same as **Add to Wallet** – this will add the funds to the SST to be played immediately.

Emptying Wallet

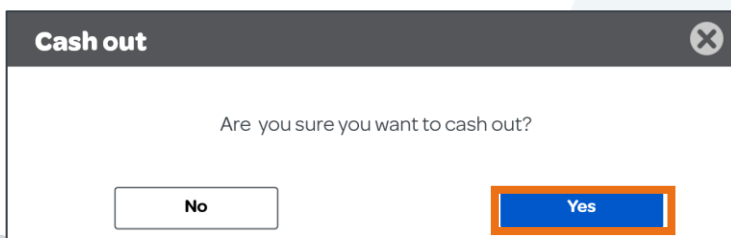
If there is a balance remaining on the Player's Wallet, they can get the remaining balance on a Voucher.

1. Select **Cash Out** button located in the bottom right hand of the screen.



Cash Out

2. A pop-up window will ask the Player to confirm that they want to cash out. Select **Yes** for a Voucher to print



Text or Call Customer Support:
1-866-815-0222

